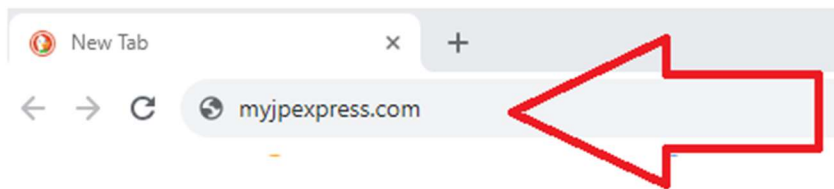



JP Express Application Instructions

- 1) Open Internet browser (Microsoft Edge or Google Chrome) and in the URL field, type myjpxpress.com and press the enter key.



- 2) At the JP Express website, click the Our Team section.



WELCOME TO JP EXPRESS

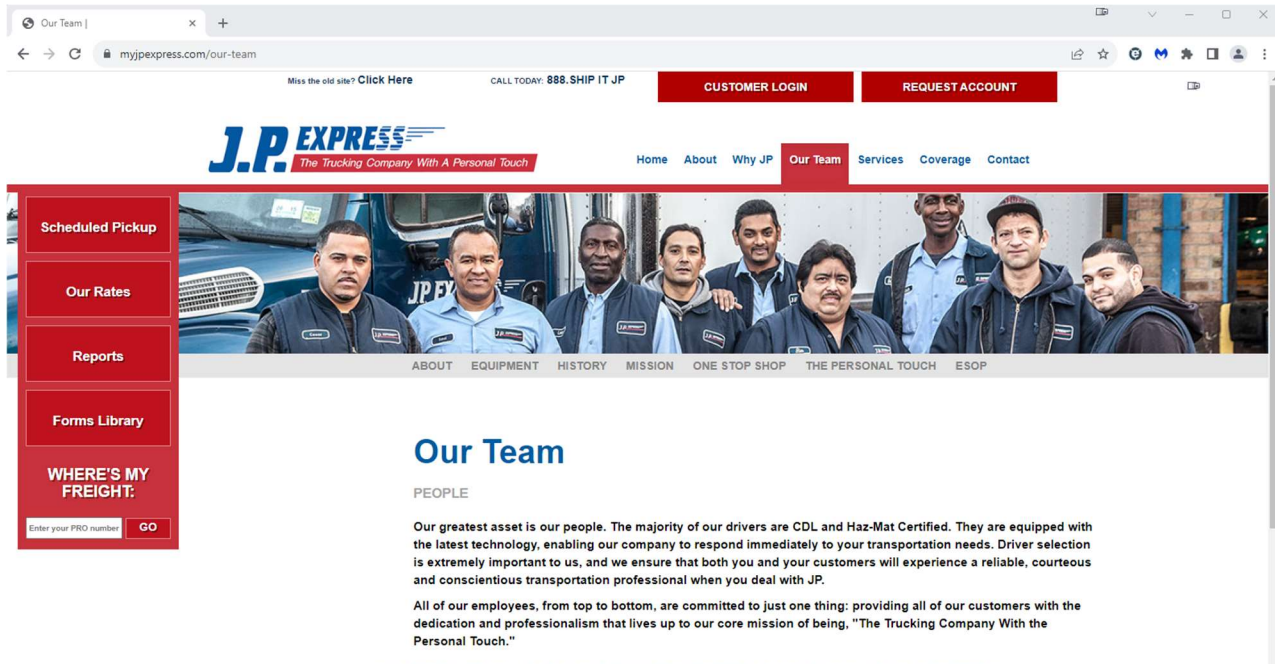
YOUR NEEDS DELIVERED

JP Express is committed to maintaining our status as one of the best LTL carrier in the Northeastern USA. We are first in service; first in quality; first in offering flexibility and the customized services you need to do business more effectively.

JP Express Application Instructions

- 3) In the Our Team section of the website, scroll down to the “Join our Team” part of the website. Under the Download Application, click on the application link you want to fill out and it will open a new internet browser window or new tab.

[Master Driver (Company Driver), Owner Operator, Dockworker, All Other Positions]



Our Team

PEOPLE

Our greatest asset is our people. The majority of our drivers are CDL and Haz-Mat Certified. They are equipped with the latest technology, enabling our company to respond immediately to your transportation needs. Driver selection is extremely important to us, and we ensure that both you and your customers will experience a reliable, courteous and conscientious transportation professional when you deal with JP.

All of our employees, from top to bottom, are committed to just one thing: providing all of our customers with the dedication and professionalism that lives up to our core mission of being, "The Trucking Company With the Personal Touch."

JOIN OUR TEAM

To apply for a position at J.P Express, please download the appropriate employee application. Once the application is filled out, please use the form at the bottom of this page to upload it.

1. Download Application:

- Drivers
 - [Master Driver \(Company Driver\)](#)
 - [Owner Operator](#)
- [Dockworker](#)
- [All Other Positions](#)

JP Express Application Instructions

- 4) Example; you want to apply for a dockworker position. Go ahead and click on the Dockworker link to open the application in the web browser. It may open the application in a separate browser tab as shown in screenshot below.

1. Download Application:

- Drivers
 - Master Driver (Company Driver)
 - Owner Operator
- Dockworker
- All Other Positions

Our Team | x dockworker-application-fillable.pdf x +

myjexpress.com/media/1111/dockworker-application-fillable.pdf

dockworker-application-fillable.pdf 1 / 4 100%

JP EXPRESS SERVICE, INC.
(Corporate Office) DOT # 511440
131 Hoffman Lane
Islandia, NY 11749
(800) 331-8065

APPLICATION

Location: Hire Date: Position:

Name: (First) (Middle) (Last)

Current Address: (Street) (City) (State/Zip Code) How Long?

Previous Address (1): (Street) (City) (State/Zip Code) How Long?

Previous Address (2): (Street) (City) (State/Zip Code) How Long?

Date of Birth: Soc. Security #:

Phone: Home: Cell Phone:

Email address:

Must list all addresses for the past 3 years

HISTORY WITH COMPANY WHICH YOU ARE APPLYING FOR

I have worked for JP Express before ☐ Yes ☐ No (If yes, please indicate hire and termination date)

I have applied for work with this company before ☐ Yes ☐ No

How did you hear about JP Express?

JP Express Application Instructions

- 5) After the application opens up, you can begin filling out the application. Please note depending on the application you selected there could be from 3 pages up to 14 pages to fill out.

In this example, the dockworker application is 4 pages.

JP EXPRESS SERVICE, INC.
(Corporate Office) DOT # 511440
131 Hoffman Lane
Islandia, NY 11749
(800) 331-8065

APPLICATION

Location: _____ Hire Date: _____ Position: Dockworker

Name: Mike Ross
(First) (Middle) (Last)

Current Address: 123 Abc St Islandia, NY 11749 7
(Street) (City) (State/Zip Code) How Long?

Previous Address (1): 456 Deed Ave Hauppauge NY 11788 2
(Street) (City) (State/Zip Code) How Long?

Previous Address (2): 789 Frank Ct Smithtown, NY 11787 1
(Street) (City) (State/Zip Code) How Long?

Date of Birth: 01/01/2000 Soc. Security #: 123-45-6789

Phone: Home: n/a Cell Phone: 631-123-4567

Email address: nothanks@gmail.com

Must list all addresses for the past 3 years

HISTORY WITH COMPANY WHICH YOU ARE APPLYING FOR

I have worked for JP Express before ☐ Yes ☒ No (If yes, please indicate hire and termination date)

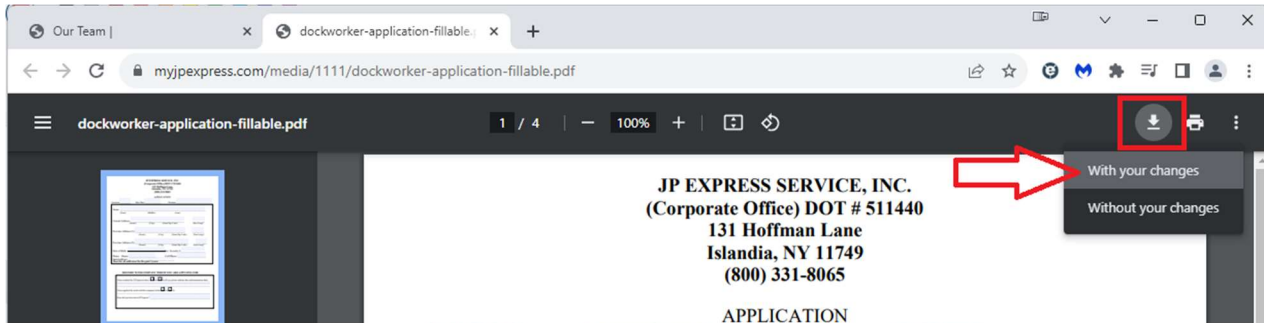
I have applied for work with this company before ☐ Yes ☒ No

How did you hear about JP Express? Indeed posting

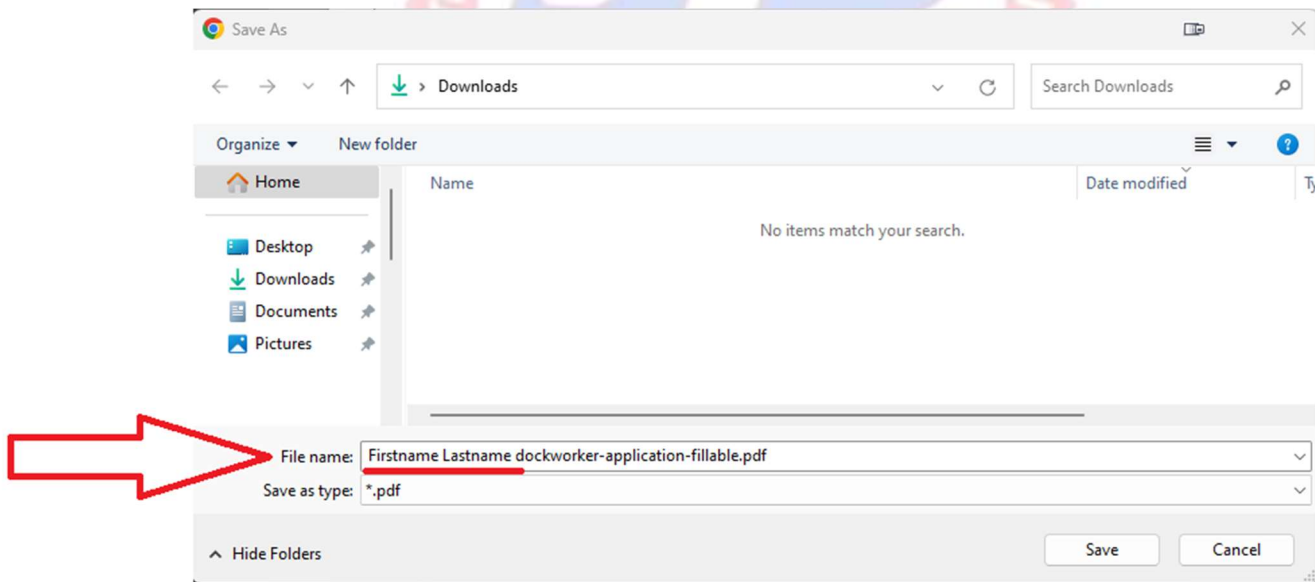
JP Express Application Instructions

- 6) After you have completely filled out the application (all pages). Now you need to save (or download) the application to your local computer.

Click on the down arrow symbol on the right hand side of the application and select “With your changes”.



- 7) By default Chrome and Edge saves files to your local computer’s Download folder (as shown in this screenshot). Type your “firstname lastname” in front of the current filename and click Save.



JP Express Application Instructions

8) After you have saved the application on your computer, next step is to upload the application on the website. Go back on the myjpxpress.com website, at step 3 under Join Our Team, complete the following 7 steps.

Complete steps 1 through 7 (shown in screenshot below)

3. Then Upload your Application:

Position: 1

First Name: 2

Last Name: 3

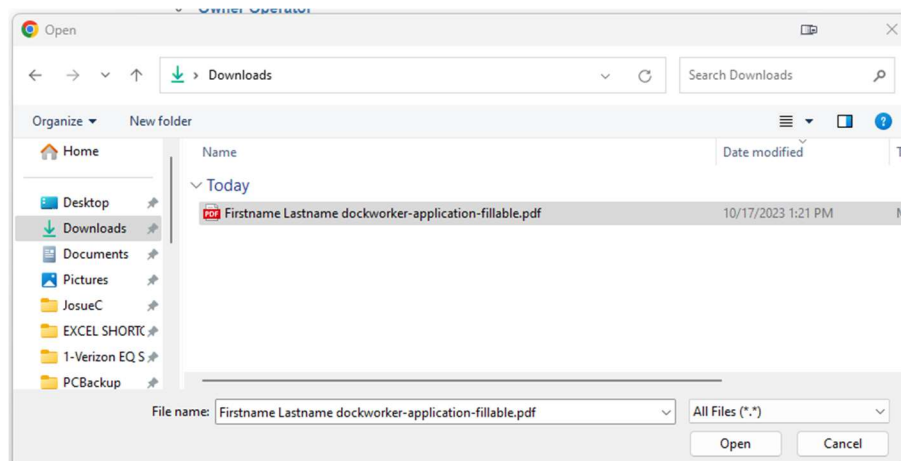
Email: 4

Phone: 5

Upload your application:
Choose File No file chosen 6

Submit 7

- Using the drop-down arrow, select the position
- Type your firstname
- Type your lastname
- Type your email address
- Type your phone
- Upload your application
 - o Click on the "Choose File" button
 - o Browse to the folder you saved the application (by default it would be in your download folder. If not, browse to the folder you chose to download and save the file)
 - o Click on the application file and select Open



JP Express Application Instructions

- 9) Once website form is completed, it will look similar to this screenshot. It will show all fields filled in along with the application in the upload section. Once you are satisfied with the information you filled in and you uploaded your application, you can click on the Submit button.

3. Then Upload your Application:

Position:

Dockworker

First Name:

Mike

Last Name:

Ross

Email:

MikeRoss@gmail.com

Phone:

6311234567

Upload your application:

Choose File

Mike Ross ...-fillable.pdf

Submit

- 10) You will receive a message, Thank you for submitting your application.

